




a tenant's guide to regular cleaning & maintenance

During the course of your tenancy there are regular cleaning and household maintenance tasks that you will need to keep on top of to make sure your appliances continue to work to the best of their ability. We've put together this handy guide to help you throughout the year.





washing machine filters



The filter on a washing machine can collect all sorts of things which can cause a number of problems for the washing machine and your washing inside.

This can be the reason your clothes don't smell clean, or if they come out marked, or if the machine isn't draining properly leaving your clothes soaking wet at the end of the cycle.


Please check out the [step by step guide on how to open and empty/clean the filter](#).

dishwasher filters



Cleaning your dishwasher filter regularly is paramount to the running of your machine. Just follow these simple instructions:

1. Empty your dishwasher & remove the bottom rack
2. Locate the filter (it should look like a short cylindrical tube), twist & gently remove it. It may have two parts: the tube and a flat filter beneath it. This will also have to be removed.
3. Run your filter under running water to clean it, removing any visible debris. You may need to use dish soap and an old, soft sponge to remove any stubborn limescale and food.
4. Replace the filter back into the machine and lock it back into place.



shower traps



If you notice your shower is draining slowly, a clogged shower trap might be the culprit. To clear the trap follow these steps:


1. Use a screwdriver or flat edge to take off the drain cover.
2. Wear gloves and use pliers to extract any hair or gunk.
3. Pour a pot of boiling water down the drain to break up soap & grease.
4. Use a plunger for stubborn clogs.
5. If the clog persists, use a long tool to reach deeper. You can also try a chemical drain cleaner or other products and follow the instructions carefully.

topping up the boiler

No heating?... no hot water?...error f1....first thing to check will be the boiler pressure...

We have step by step guidance on boiler issues and how to top up the boiler to improve the pressure. Look on our website here:

www.cloudlettings.co.uk/blog/2021/08/low-boiler-pressure





Vacuum filters



A clean vacuum is more efficient. When it's clogged up with debris or hair, your vacuum works slower and with less suction.

To get the best performance out of your vacuum, it needs to be regularly emptied and cleaned. You can find our step-by-step guide to cleaning your vacuum here:

cloudlettings.co.uk/blog/2024/03/how-to-clean-a-vacuum-cleaner

defrosting freezers

You should defrost your freezer as soon as ice build-up becomes noticeable.

The safest way to defrost your freezer (for both you and your freezer) is to let it defrost on its own once you've turned it off. To defrost a freezer, follow this simple guide:

[How to defrost your freezer guide](#)





changing light bulbs



There are four common types of light bulbs in your home. Learning how to change a light bulb will not just be helpful to you now, but for the rest of your life.

We have a comprehensive guide on our website that shows you how to change each type of lightbulb:

[How to change a lightbulb tenant guide](#)

smoke alarm batteries

If the smoke alarm is beeping it is because the battery is running low. All smoke alarms require a 9V battery. These types of batteries can be purchased from all supermarkets, household stores, or online.

You can find our simple guide here:

[Changing a smoke alarm battery.](#)





your household toolkit



Here is our handy list of products to help you keep on top of your regular household maintenance throughout the year



- Light bulbs
- D batteries
- AA batteries
- Anti-mould spray
- Rubber gloves
- Antibacterial wipes
- Bathroom cleaner spray
- Limescale remover
- Drain unblocker
- Oven cleaner
- Multipurpose cleaner
- Microfibre cloths
- Glass cleaner

