



## FIRE SAFETY

For everyone's safety and to reduce the risk of fire:

### **Around the Property:**

- AT ALL TIMES The escape route must be kept CLEAR of trip hazards, all personal items and rubbish, this includes; entrance halls, stairs, any landing, any common area shared with other residents and escape routes which are not within the premises or building itself (such as a courtyard or passageway). You will be asked to move any items immediately upon inspection.
- You must not use or install any wires in the escape route. If you feel this is necessary, then you must contact us so we can ensure any improvements are arranged safely.
- You must not smoke inside the property or building. Smoke outdoors and put cigarettes right out.
- Unplug e-cigarettes when fully charged and ensure you are using the correct charger.
- Any cupboard(s) on the escape route or under the stairs should be free from combustible items such as cardboard, paper, alcohol, fabric; this is not an exhaustive list. You should consider any items to be combustible if they would fuel a fire quickly.
- You must not use portable electric heaters without the Landlord's written consent.
- Any personal electrical equipment you use in the property should be checked to ensure they are safe to be used. You can conduct a visual check following [these instructions](#) or we can help you to arrange a PAT test with a third party contractor; you will pay the contractor direct for their services. You must conduct regular checks during the tenancy term. If you live in a building with common areas shared with other dwellings (such as in a block of flats) you are not permitted to use your personal electrical equipment in the common area(s).
- Try and keep to one plug per socket. Do not overload electrical sockets with too many appliances or use more than one extension lead per socket.
- You must not cover any radiators in the property or common areas of the building with any items, such as clothing or leave combustible items in close proximity.
- You must not use any strictly prohibited items in the property; chip pans, deep fat fryers, fireworks, fire arms of ANY type and for ANY use, weapons i.e. knives, crossbows.
- You must not have naked flames inside the property.
- Please do not leave excess rubbish in the property, this should be removed and put into the outside bins.
- All waste must be safely stored in the outside bins provided to reduce the risk of arson.
- You must not use cookers, toasters, grills, kettles, refrigerators in any bedroom of the property.
- Never use a BBQ – including disposables – indoors or on a balcony. Be careful where a BBQ is positioned so it does not cause any damage to the property, it must well away from anything flammable like sheds, fences, trees. Don't use petrol, paraffin or any flammable liquids on a BBQ . BBQ's are not permitted in or around blocks of flats.

## In the Kitchen

- You must not leave cooking unattended. Cook only when you are alert, not sleepy or drowsy from medicine, and/or alcohol, and/or other substance(s).
- Don't put anything metal in the microwave.
- Keep the oven, hob and grill clean and in good working order. A build up of fat and grease can ignite a fire.

## Always follow Fire Door Safety

- Please do not prop any fire doors open. At all times keep the doors in the property closed.
- Please do not disable or tamper with the self-closer on your door. They are designed for your door to stay shut.
- Please do not use over door hangers, these can damage the fire strips on your doors. The closing mechanism can also be affected by any items hung over the doors.

## Remember to test & maintain your smoke alarms

- **Please remember to test your smoke alarm** if you have a test push button (Grade D). For a sample record and instruction [click here](#). Let us know if any maintenance is required.
- **Cleaning your Alarm.** Clean your Alarm regularly. In dusty areas it may be necessary to clean the Alarm more frequently. Use the narrow nozzle attachment of your vacuum cleaner to remove dust, insects and cobwebs from the sides and cover slots where the airflow enters. Clean the outside cover by occasionally wiping with a clean damp cloth then dry thoroughly with a lint free cloth. Do not use any cleaning agents, bleaches, detergents or polishes, including those in aerosol cans.

*\*Please note if you have a panel alarm system (the test panel will be attached the wall and will not have test push buttons on the detector - Grade A) this is tested weekly and maintained six monthly so you do not need to maintain or test it yourself.*

## Be safe and report any faults immediately

- Fire safety, fire alarms and door safety are intended to protect you and your means of escape in the instance of a fire which could happen at any time, so you must always be prepared. **Do not tamper, make any alterations, interfere with the daily function, or cause damage to the alarm system or any doors.**
- It is a criminal offence if someone is injured or killed because of a door being left open and/or tampering of the alarm system and/or closing devices.
- Upon discovering any faults or damage with the fire alarm system and/or a door, you should report this immediately to the office; call 01522 802020 or via your [Property Portal](#).



The Fire Safety Act 2021  
The Regulatory Reform(Fire Safety) Order 2005  
The Fire Safety (England) Regulations 2022

# **FIRE DOOR SAFETY WHILST LIVING IN THE PROPERTY**



Do not prop any fire doors open.  
Fire doors must kept shut when not in use.

Do not tamper with or disable the self-closer. Doors must close properly to  
keep you safe.

Please do not use over-door hangers, as these can damage the fire strips or  
affect the closing mechanism.

If your door has smoke seals or intumescent strips, make sure they are not  
damaged

**REPORT ANY FIRE DOOR DAMAGE OR FAULTS IMMEDIATELY BY LOGING A REPAIR:**

Call: 01522 802020  
Whatsapp: 07908 557770  
Email: [info@cloudlettings.co.uk](mailto:info@cloudlettings.co.uk)

**DO NOT WAIT FOR SOMEONE ELSE TO DO IT - fire safety depends on quick  
action.**


Fire doors and alarms are there to protect you and your escape route in the  
event of a fire. Never tamper with, damage, or interfere with their normal  
function.

# SAFELY USING LITHIUM BATTERY POWERED DEVICES

Includes e bikes, e scooters and other rechargeable devices


**Lithium batteries can cause serious fires if used incorrectly.**

**Please follow this guidance at all times.**




## Before Charging

Buy devices and chargers from reputable retailers only.  
Register products and check for recall notices.  
Do not use damaged, overheating or swollen batteries or chargers.



## Charging & Location

Only use the manufacturer approved charger.  
Plug directly into a wall socket. No extension leads.  
Never charge overnight or when you are out.  
Keep away from beds, sofas and flammable items.  
Never charge when you are asleep.



## Storage & Location

Do not charge or store in hallways or communal areas.  
Keep escape routes clear at all times.  
Store in a cool, dry area away from combustibles.



## Smoke Alarms

Ensure smoke alarms are working near charging areas.  
Test regularly and report faults immediately.  
Never tamper with alarms.



## Responsibility

Tenants must use lithium battery devices safely.  
Failure to follow this guidance may result in charges and tenancy action.  
Unsafe use may lead to tenancy action.



## Reporting & Liability

Any damage caused by misuse is the tenant's responsibility.  
Report battery faults or concerns to the office immediately.  
Fire safety protects everyone in the building.

# SAFELY USING YOUR AIR FRYER



## Before Using

Read the Manual. Familiarise yourself with the specific instructions and safety guidelines for your air fryer model.

## Check for Damage

Inspect the air fryer, power cord, and plug for any signs of damage before use.

## !! Placement: !!

- Place the air fryer on a stable, flat, and heat-resistant surface.
- Ensure adequate ventilation around the air fryer, allowing at least 5 inches of space between the back of the air fryer and the wall or other objects.
- Avoid placing the air fryer under cabinets or near flammable materials.
- Ensure the hot air ventilation openings are not near electrical outlets.

## Ventilation

If possible, use the air fryer in a well-ventilated area, close to a vent hood, and turn on the vent hood when using it. If a vent hood isn't available, open windows for ventilation.

## Power Source

Plug the air fryer directly into a power socket and avoid using extension cords, as they can dip in power and cause faults.

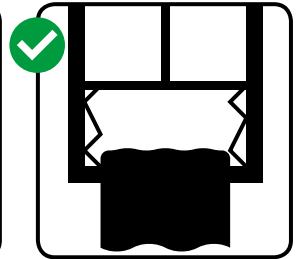

## Cleanliness

Clean the air fryer thoroughly after each use to prevent grease and food particle buildup, which can ignite during use.

## What to do if your escape is blocked

**If you can't get out, get everyone into one room, ideally with a window and a phone.**

- Put bedding around the bottom of the door to block out the smoke.
  - Call 999 then open the window and shout "HELP FIRE".
  - If you're on the ground or first floor, you may be able to escape through a window.
  - Use bedding to cushion your fall and lower yourself down carefully. Don't jump.
- If you can't open the window break the glass in the bottom corner. Make jagged edges safe with a towel or blanket.



# What to do if your clothes catch fire

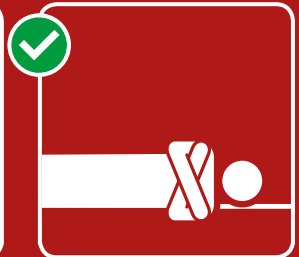
- Don't run around, you'll make the flames worse.
- Lie down and roll around. It makes it harder for the fire to spread.
- Smother the flames with a heavy material, like a coat or blanket.
- Remember, Stop, Drop and Roll!



**STOP!**



**DROP!**



**ROLL!**

# MAKE A BEDTIME CHECK



You are more at risk from a fire when asleep. So it's a good idea to check your home before you go to bed.



## Check list

Close inside doors at night to stop a fire from spreading.

Turn off and unplug electrical appliances unless they are designed to be left on – like your freezer.

Check your cooker is turned off.

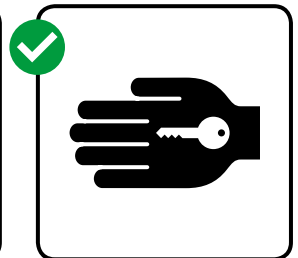
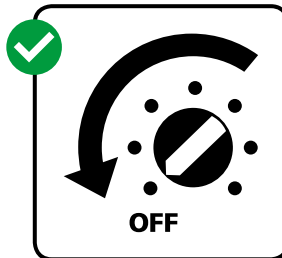
Don't run appliances such as washing machines, tumble dryers and dishwashers overnight.

Turn heaters off and put up fireguards.

Put candles and cigarettes out properly.

Make sure exits are kept clear.

Keep door and window keys where everyone can find them.



**Close inside doors  
at night**